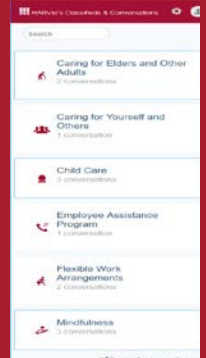


JOIN THE CONVERSATION

Save the HARVie app and take the conversation with you wherever you go!

Ask questions of your fellow colleagues and learn more about:

- ❖ Elder Care
- ❖ Self-Care
- ❖ Child Care
- ❖ EAP
- ❖ Flex
- ❖ Mindfulness



HARVie CONVERSATIONS

iPhone

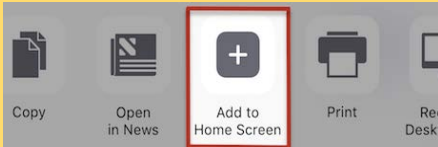
1. Launch Safari
2. Type in the Conversations URL:

HARVIESCLASSIFIEDS.HARVARD.EDU

3. Select this icon at the bottom of your screen



4. Then click "Add to home screen as shown below.



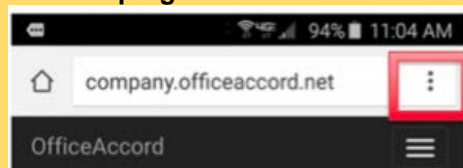
5. Then click "add" at the top right of your screen

Android

1. Launch Chrome
2. Type in the Conversations URL:

HARVIESCLASSIFIEDS.HARVARD.EDU

3. Tap the menu button at the top right



4. Scroll down and select "Add to home screen"
5. Click "Save"

Windows

1. Launch Internet Explorer
2. Type in the Conversations URL:

HARVIESCLASSIFIEDS.HARVARD.EDU

3. Tap the button "..."



4. Scroll down and select "Pin to start"
5. Click "Save"

